




digital microscopes

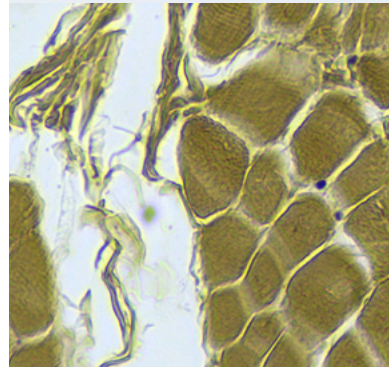
medical & life science









## digital microscopes

- transmitted light microscopes for droplet-based microfluidics
- automated multifluorescence microscopes for cell analysis
- inverted autofocus microscopes for motion analysis of growth processes
- high-throughput fluorescence microscopes for DNA and RNA sequencing





- pre-calibrated modules, ready for immediate use
- monochrome or colour version, USB 3.1 or GigE
- easy-to-use and free OptoViewer 2 software
- plug-ins available for function expansion
- nano/pixel resolution with large image field
- high reproducibility of images
- compact design for plug & play machine integration



Opto GmbH

Floriansbogen 2/4

82061 Neuried, Germany

+49 89. 89 80 55 -0

info@opto.de

[www.opto-gmbh.com](http://www.opto-gmbh.com)